

**Annual Audited
Statements of accounts
2021-2022**


VELS INSTITUTE OF SCIENCE TECHNOLOGY & ADVANCED STUDIES

PV Vaithyalingam Road, Pallavaram , Chennai-600117

BALANCE SHEET

As at 31/03/2022

Particulars	Sch.	Vistas Pallavaram	Vels Medical	VAMET (Maritime	School of	VEL NURSING COLLEGE	TOTAL
		Campus	College	Studies)	PHYSIOTHERAPY		
		Rs.	Rs.	Rs.	Rs.	Rs.	Rs.
I. Sources of Funds							
(1) Capital fund	A	395,317,662	-	84,077,603	-	-	479,395,265
(2) Loan funds:							
(a) Secured loans	B	889,582,512	1,079,844,786	-	-	-	1,969,427,298
(b) Unsecured loans	C	140,475,692	-	-	-	-	140,475,692
(3) Revenue Fund	D	2,235,556,027	(310,409,966)	321,409,687	216,496,700	(2,583,315)	2,460,469,133
TOTAL		3,660,931,893	769,434,820	405,487,290	216,496,700	(2,583,315)	5,049,767,388
II. Application of Funds							
(1) Fixed assets:-	E						
(a) Opening		823,826,372	835,171,896	166,501,871	1,791,071	-	1,827,291,210
(b) Additions		75,265,966	627,874,235	511,834	-	222,116	703,874,151
(c) Reversals / Deletions		1,864,748	5,438	-	1,750	-	1,871,936
(d) Total		897,227,590	1,463,040,693	167,013,705	1,789,321	222,116	2,529,293,425
(e) Depreciation	E	68,181,428	140,498,457	12,099,083	209,155	40,396	221,028,519
		829,046,162	1,322,542,236	154,914,622	1,580,166	181,720	2,308,264,906
(2) Current Assets, Loans and Advances:							
(a) Loans and Advances	F	2,427,991,622	7,908,291	1,122,146	214,064	-	2,437,236,123
(b) Deposits	H	341,110,746	200,000	432,965	-	-	341,743,711
(c) Sundry Debtors	G	123,737,513	68,624,147	2,445,539	41,215	-	194,848,414
(d) Cash and Bank Balances	I	88,716,078	79,629,766	4,561,624	150,150	4,056,833	177,114,451
Total Current Assets (A)		2,981,555,959	156,362,204	8,562,274	405,429	4,056,833	3,150,942,699
Less:							
Current Liabilities and Provisions:							
Current Liabilities	J	65,355,071	26,420,668	18,241,891	92,639	6,241,500	116,351,769
(B)		65,355,071	26,420,668	18,241,891	92,639	6,241,500	116,351,769
Net current assets:(A)-(B)		2,916,200,888	129,941,536	(9,679,617)	312,790	(2,184,667)	3,034,560,930
Branch & Divisions		(84,315,157)	(683,048,952)	260,252,285	214,603,744	(580,368)	(293,088,448)
TOTAL		3,660,931,893	769,434,820	405,487,290	216,496,700	(2,583,315)	5,049,767,388




For VAIRAV & ASSOCIATES
Chartered Accountants
 Proprietor
 M.No. 235495

Handwritten signature

VELS INSTITUTE OF SCIENCE TECHNOLOGY & ADVANCED STUDIES							
PV Vaithyalingam Road, Pallavaram, Chennai-600117							
Income & Expenditure Account							
for the period ended 31-03-2022							
Particulars	Sch.	Vistas Pallavaram Campus	Vels Medical College	VAMET (Maritime Studies)	School of PHYSIOTHERAPY	VEL NURSING COLLEGE	Total
		Rs.	Rs.	Rs.	Rs.	Rs.	Rs.
INCOME							
Fee Income		1,043,990,678	235,499,600	139,852,382	40,433,120	-	1,459,775,780
Other income	K	28,267,055	343,980	383,428	1,350	20,580	29,016,393
TOTAL		1,072,257,733	235,843,580	140,235,810	40,434,470	20,580	1,488,792,173
EXPENDITURE							
Administrative & Other Expenses	L	670,518,576	183,124,760	69,106,526	4,928,427	2,563,499	930,241,788
Depreciation and Amortization Expenses	E	68,181,428	140,498,457	12,099,083	209,155	40,396	221,028,519
Interest/Finance charges	M	65,624,831	100,661,677	236	-	-	166,286,744
		804,324,835	424,284,894	81,205,845	5,137,582	2,603,895	1,317,557,051
Excess of Income Over Expenses carried to Balancesheet		267,932,898	(188,441,314)	59,029,965	35,296,888	(2,583,315)	171,235,122

IG

[Handwritten Signature]




For VAIRAV & ASSOCIATES
Chartered Accountants

[Handwritten Signature]
(T. JAI V VAIRAV)
Proprietor
M.No.236495

Vels Institute of Science Technology And Advanced Studies						
Schedule to Balance Sheet Items						
Particulars	As at 31.03.2022					
	Vistas Pallavaram Campus Rs.	Vels Medical College Rs.	VAMET (Maritime Studies) Rs.	School of PHYSIOTHERAPY	VEL NURSING COLLEGE Rs.	Total Rs.
Schedule-A : Capital Fund						
Balance as on 01.04.2021	395,317,662	-	84,077,603			479,395,265
Corpus Donation Received During the Year	-					
TOTAL	395,317,662	-	84,077,603	-	-	479,395,265
Schedule- B : Secured Loans						
Cosmos loan - 12680180107 - Medical		24,200,000				24,200,000
Cosmos loan Ac no 1268012728-General	227,650,531					227,650,531
Cosmos Bank - Overdraft 1267511855	286,939,247					286,939,247
Vehicle Loans	2,692,088					2,692,088
Loan against FD -BOB	56,202,529					56,202,529
Hinduja Leyland Finance LAP	145,026,131					145,026,131
Cosmos loan against FD	171,071,986					171,071,986
Cosmos loan medical college - 1268010028		456,773,405				456,773,405
Axis Loan Ac 921060057706205 Construction		300,020,085				300,020,085
Axis Loan - 921060057706218		80,000,000				80,000,000
Cosmos Medical Loan Ac no- 1268010073		164,343,441				164,343,441
Cosmos Loan Medical College 1268018073		34,971,716				34,971,716
Axis Bank OD - Madipakkam 921030053046627		19,536,139				19,536,139
TOTAL	889,582,512	1,079,844,786	-	-	-	1,969,427,298
Schedule- C : Unsecured Loans						
Vetri Educational Trust	140,475,692	-				140,475,692
TOTAL	140,475,692	-	-	-	-	140,475,692
Schedule - D : Revenue Fund						
Balance as on 01.04.2021	1,967,623,128	(121,968,652)	262,379,722	181,199,812		2,289,234,010
Current Year Excess of Income Over Expenses Transferred from	267,932,898	(188,441,314)	59,029,965	35,296,888	(2,583,315)	171,235,122
TOTAL	2,235,556,026	(310,409,966)	321,409,687	216,496,700	(2,583,315)	2,460,469,132



Particulars	As at 31.03.2022					Total
	Vistas Pallavaram Campus	Vels Medical College	VAMET (Maritime Studies)	School of PHYSIOTHERAPY	VEL NURSING COLLEGE	
	Rs.	Rs.	Rs.		Rs.	
Schedule- F : Loans and Advances						-
Salary Advance	8,051,006	45,000	274,646	161,741		8,532,393
Rent Advance	93,270,000	280,000				93,550,000
Indira Educational Trust	6,200,000					6,200,000
Vaels Educational Trust	407,314,937					407,314,937
Vari Educational Trust	4,200,000					4,200,000
Sri Balaji Charitable Educational Trust	50,000,000					50,000,000
BMMT Institute of Education	1,438,214,820					1,438,214,820
Vels Education Society	30,898,627					30,898,627
Mahavir Institute of Medical Sciences	248,980,167					248,980,167
Income Tax Paid for 2008-09, 2011-12 & 2014-15	12,779,639					12,779,639
Advance for property	99,870,000	7,500,000				107,370,000
Advance for Expenses Non Teaching	9,919,724	52,258				9,971,982
Advance for Expenses Teaching	1,262,375					1,262,375
Employee Contribution PF	9,780	27,989				37,769
Employee Contribution ESI	2,155	3,044		15,726		20,925
Covid-19 Fund	4,476,176			36,585		4,512,761
Advance to SHG for projects	380,000					380,000
TDS - Receivable	817,161		328,080	12		1,145,253
Tds Received - 2012-13	256,690					256,690
TDS Received 2013-14	1,518,119					1,518,119
TDS Received 2015-16	2,006,594					2,006,594
TCS Receivable 2016-17	28,933					28,933
Tds receivable 14-15 Vinayaka	466,639					466,639
Tds receivable 13-14 vinayaka	42,535					42,535
Tds Received 2018-19 vinayaka	78,192					78,192
Tds Receivable 19-20	2,336,055					2,336,055
TCS Receivable 19-20	201,506					201,506
TDS receivable 20-21	1,411,130					1,411,130
TDS received 20-21	26,104					26,104
TDS Received 21-22	4,509					4,509
TCS Receivable 20-21	18,289					18,289
TDS Received 22-23	138,559					138,559
Tds Receivable 21-22	1,861,468					1,861,468
TCS received 21-22	745					745
Hinduja Finance TDS receivable	948,988					948,988
Scholarship Receivable Rating Students			519,420			519,420
Bank Guarantee						-
TOTAL	2,427,991,622	7,908,291	1,122,146	214,064		2,437,236,123
Schedule G : Sundry Debtors						-
Advances to Suppliers	123,737,513	68,624,147	2,445,539	41,214		194,848,413
TOTAL	123,737,513	68,624,147	2,445,539	41,214		194,848,413



Particulars	As at 31.03.2022					Total Rs.
	Vistas Pallavaram Campus	Vels Medical College	VAMET (Maritime Studies)	School of PHYSIOTHERAPY	VEL NURSING COLLEGE	
	Rs.	Rs.	Rs.		Rs.	
Schedule- H : Deposits						
FD - BOB - 106344-08140300012152	1,237,543					1,237,543
FD - BOB - 698243-08140300013722	5,900,000					5,900,000
FD - BOB - 698244-08140300013723	6,600,000					6,600,000
FD - BOB - 08140300003/23820	50,000,000					50,000,000
FD - COSMOS No 0681502012759	50,000,000					50,000,000
Fd Cosmos 0681502012795	50,000,000					50,000,000
Fd Cosmos 0682001064248 /11.05.15	2,226,916					2,226,916
FD cosmos 0682001064266 / 11.05.15	1,589,121					1,589,121
FD cosmos 0682001064257 /11.05.15	1,589,122					1,589,122
Bob joint FD no. 08140300031099/12.05.16	721,558					721,558
Bob joint Fd 08140300031100/12.05.16	1,010,177					1,010,177
Bob joint Fd no. 08140300031101/12.05.16	721,559					721,559
Bob joint FD no. 08140300031102/12.05.16	1,010,176					1,010,176
Cosmos FD No 06828280555 cosmos	2,500,000					2,500,000
Cosmos FD New Ac no 1262001011909	110,008					110,008
FD Cosmos 0681502014793	50,000,000					50,000,000
Cosmos FD Ac no- 126200106552	1,158,898					1,158,898
Cosmos Fd New Ac no- 126200106545	34,766,970					34,766,970
Fixed Deposit Cosmos Ac no 0682830046	2,000,000					2,000,000
FD No 0682001070151	2,159,607					2,159,607
FD Ac No 0682001070179 Medical	1,075,488					1,075,488
Long Term Deposit cosmos 1262831055	10,000,000					10,000,000
Axis New FD 921040080981635	17,620,613					17,620,613
FD Ac no 1262001012351	2,053,445					2,053,445
FD Ac no 1262001012360	7,700,418					7,700,418
FD No 1262001012379	7,672,595					7,672,595
FD Cosmos 1262832073	5,000,000					5,000,000
FD Ac 0681202015376	2,908,000					2,908,000
FD Ac 0681502015385	2,908,000					2,908,000
FD BOB 08140300017041 TTE vinayaka	1,974,894					1,974,894
FD Bob 08140300013987(L) vinayaka	2,214,345					2,214,345
FD cosmos bank 0682001064327 Vinayaka	1,276,987					1,276,987
FD cosmos bank 0682001064318 vinayaka	1,915,474					1,915,474
Fd Cosmos 0682001068703	725,981					725,981
Fd Cosmos 0682001068730	725,984					725,984
Fd Cosmos 0682001068712	725,984					725,984
Fd Cosmos 0682001068721	725,981					725,981
Electricity Deposit	19,835	200,000	406,915			6,000,000
Deposit with ABRB Academy	6,000,000					61,500
Deposit LPG Gas/Cylinder	42,500		19,000			300,000
Deposit Bar Council of India	300,000					2,222,567
Electricity Deposit (Vinayaka)	2,222,567					7,050
Telephone Deposit			7,050			
TOTAL	341,110,746	200,000	432,965			341,743,711



Particulars	As at 31.03.2022				
	Vistas Pallavaram Campus Rs.	Vels Medical College	VAMET (Maritime Studies)	School of PHYSIOTHERAPY	VEL NURSING COLLEGE
Schedule- I : Cash and Bank Balances					
Cash in hand					
Cash in hand	3,152,238		140,775	142,300	3,435,313
Cash at Scheduled Banks					
Bank Axis 911010014364240	17,485,171				17,485,171
Bank BOB - 08140100011870- Activites Nss Spl Camp	99,702				99,702
Bank BOB - 08140100011871 Nss - Corpus Fund	1,341				1,341
Bank BOB - 08140100011872 Nss Prog. Co-Or Regular	1,016,969				1,016,969
Bank BoB (08140200000429)	754,006				754,006
Bank BOB - 08140400000132	1,122				1,122
AXIS BK - 083010100395342	70,805				70,805
THE COSMOS CO-OPERATIVE BANK LTD - 068050105500	4,581,027				4,581,027
indusind bank	25,000				25,000
THE COSMOS CO-OPERATIVE BANK LTD -06860010170	237,661				237,661
Canara Bank -0910101054849	543,455				543,455
Bank Cosmos VISIT 0680501017356	1,378,693				1,378,693
Axis Bank Ac no-916010017612367	1,437,963				1,437,963
Vistas - refresher - 916010063706414	188,874				188,874
EQUITAS SMALL BANK-100001783985	42,719,592				42,719,592
ICICI New A/c 868	5,740,235				5,740,235
EQUITAS SMALL BANK-200000318680	(500,000)				(500,000)
BOB - 1352-08140200000276	262,245				262,245
The cosmos co-operative Bank Ltd - 068050105517	8,077,815				8,077,815
Equitas Ac no 100005699435	107,111				107,111
921020055526230-Axis Bank - Madipakkam	1,335,053				1,335,053
Axis Bank : 921010041493572		38,406,362			38,406,362
Axis Bank current Ac 921020055629173		41,223,404			41,223,404
Axis Vistas Trust A/c- 911010015600763				7,850	7,850
AXIS BANK 922010001575213				4,056,833	4,056,833
Axis Bank - 537902			126,595		126,595
Axis Vistas Trust A/c- 911010015611213			4,017,083		4,017,083
Bank of Baroda - 270			11,812		11,812
ICICI BANK - 103905001613			96,275		96,275
ICICI C A/c.No.000101229526			9,998		9,998
Equitas Bank a/c No:100011500116			109,087		109,087
AXIS A/C 921020058373794			50,000		50,000
TOTAL	88,716,078	79,629,766	4,561,625	150,150	4,056,833
					177,114,452



Particulars	As at 31.03.2022					Total Rs.
	Vistas Pallavaram Campus	Vels Medical College	VAMET (Maritime Studies)	School of PHYSIOTHERAPY	VEL NURSING COLLEGE	
	Rs.	Rs.	Rs.		Rs.	
Schedule- J : Current Liabilities and Provisions						-
Current Liabilities						
Sundry Creditors for Capital expenditure	9,451,221	23,152,045	23,736	21		32,627,023
Examiner Remuneration Bar Council Of India	10,855					10,855
Creditors - Sundaram Finance TDS	32,645					32,645
Deposit Payable	4,429,105		362,500			4,791,605
Deposit -Hostel	10,212,900			17,575		10,230,475
Upswing Adv Fees	91,297					91,297
Caution deposit Refundable	8,992,375		17,341,362	75,000		26,408,737
Hostel deposit			423,000			423,000
Caution Deposit-Staff	154,566					154,566
Term fees refundable	5,313,554					5,313,554
Grants for Research Projects	3,160,040					3,160,040
Professional Tax payable	1,106,236	277,651				1,383,887
ESI Payable			1,471			1,471
PF & other payables	234,000			43		234,043
Credits in Banks - Student details awaited from Bank	14,666,168				6,241,500	14,666,168
Other Current Liabilities	3,876,765					10,118,265
GST Payable	1,184,451					1,184,451
TDS-Advt	5,000	2,300				7,300
TDS -Consultancy	699,787	160,876				860,663
TDS Interest	133,610					133,610
TDS - Transport			4,148			4,148
TDS - Canteen			44,156			44,156
TDS Salary	894,900	2,029,083	11,000			2,934,983
TDS-Rent	566,000	2,800				568,800
TDS-Professionals			23,331			23,331
TDS -Security Salary			1,911			1,911
TDS Other Contractors	139,596	795,913	5,276			940,785
TOTAL	65,355,071	26,420,668	18,241,891	92,639	6,241,500	116,351,769



Vels Institute of Science Technology And Advanced Studies						
Schedule to Income & Expenditure Items						
As at 31.03.2022						
Schedule -L: Administrative and Other Expenses	Vistas Pallavaram Campus	Vels Medical College	VAMET (Maritime Studies)	School of PHYSIOTHERAPY	VEL NURSING COLLEGE	Total
	Rs.	Rs.	Rs.		Rs.	Rs.
Academic Expenses	41,445,683	1,368,719	2,481,727	3,000	10,600	45,309,729
Administrative Expenses	8,003,859	2,936,824	1,552,603	26,839	612,812	13,132,937
Advt & Publicity, Developmental exp	45,315,891	1,067,050	85,665			46,468,606
Affiliation & Registration Exp	3,474,633	476,406		190,784	236,913	4,378,736
Communication Expenses	2,383,294	266,292	879,503			3,529,089
Conference, workshop, Seminar & Function Exp	4,233,407	646,601		13,500		4,893,508
Consultancy Charges	68,248,307	4,669,373	17,165,975			90,083,655
Consumables Exp	788,996	3,706,926			53,048	4,548,970
Electricity Charges	4,910,740	13,140,894	1,977,863			20,029,497
Examination Exp	6,807,063					6,807,063
Hostel & Mess expenses	22,001,059	2,178,716	8,085,059	31,125		32,295,959
Insurance	3,671,581	60,918	311,125			4,043,624
Note Book Exp			2,199,581			2,199,581
Other expenses	9,377,315	524,573	113,487	2,330		10,017,705
Personnel Expenses - Direct	229,419,289	126,094,088	23,573,880	4,172,129	801,083	384,060,469
Personnel Expenses - Indirect	69,993,927	10,108,469	29,243	322,089	98,767	80,552,495
Printing and Stationery	5,806,090	1,253,280	581,492	107,111		7,747,973
Rent	83,939,160	112,000				84,051,160
Repairs & Maintenance	53,636,033	11,746,941	4,263,142	54,519	750,276	70,450,911
Sports Exp	433,378	35,364				468,742
Transportation, fuel & Travelling Expenses & Conveyance	6,459,206	2,413,570	1,322,537	5,001		10,200,314
Uniform expenses	169,666	317,756	4,483,644			4,971,066
	670,518,576	183,124,760	69,106,526	4,928,427	2,563,499	930,241,788



As at 31.03.2022

Particulars	Vistas Pallavaram Campus	Vels Medical College	VAMET (Maritime Studies)	School of PHYSIOTHERAPY	VEL NURSING COLLEGE	Total
	Rs.	Rs.	Rs.		Rs.	
Schedule-M : Interest/Finance charges						
Bank Charges	1,025,711	3,370,934	236			4,396,881
Interest on Loan on FD	2,726,285					2,726,285
Interest On OD	19,509,567					19,509,567
Interest on Term Loan	37,670,216	90,866,795				128,537,011
Interest on Vehicle Loans	584,877					584,877
Proceesing Fees	4,108,175	6,423,948				10,532,123
	65,624,831	100,661,677	236	-	-	166,286,744
Schedule -K : Other Income						
Central Laboratory Income	1,267,131					1,267,131
Consultancy & Project Receipts	3,374,703					3,374,703
Hospital Receipts		116,850				116,850
Interest Received on EB Deposit	19,835					19,835
Interest Received on FDs	15,015,644					15,015,644
Interest Received on SB	5,579,165	105,055	108,005		20,580	5,812,805
Miscellaneous Income	3,010,576	122,075	275,423	1,350		3,409,424
	28,267,055	343,980	383,428	1,350	20,580	29,016,393



Schedule EBlock I
Block IIBetween 01.04.2021 - 30.09.2021
Between 01.10.2021 - 31.03.2022**Depreciation Schedule for VISTAS Pallavaram**

Description	Rate	Net Block as on 31.03.2021	Additions			Deletions			Depreciation			Net Block as on 31.03.2022
			Block I	Block II	Total	Block I	Block II	Total	Block I	Block II	Total	
Building	10.00%	294,181,766	-	38,473,995	38,473,995	-	-	-	29,418,177	1,923,700	31,341,876	301,313,885
Building WIP	0.00%	10,140,318	-	-	-	-	-	-	-	-	-	10,140,318
Furniture & Fixtures	10.00%	43,199,783	591,925	4,217,406	4,809,331	-	1,553,397	1,553,397	4,379,171	133,200	4,512,371	41,943,345
Land	0.00%	305,736,877	-	-	-	-	-	-	-	-	-	305,736,877
Plant & Machinery	15.00%	121,446,663	3,587,277	17,511,538	21,098,815	71,031	194,320	265,351	18,744,436	1,298,791	20,043,228	122,236,900
Vehicles	15.00%	39,039,724	107,845	-	107,845	21,000	25,000	46,000	5,868,985	-	5,868,985	33,232,584
Computer	40.00%	10,081,241	1,136,377	9,639,601	10,775,978	-	-	-	4,487,047	1,927,920	6,414,967	14,442,251
WIP Building	0	-	-	-	-	-	-	-	-	-	-	-
		823,826,372	5,423,424	69,842,540	75,265,964	92,031	1,772,717	1,864,748	62,897,816	5,283,612	68,181,428	829,046,160



Schedule E

Block I Between 01.04.2021 - 30.09.2021
Block II Between 01.10.2021 - 31.03.2022

Depreciation Schedule for Vels Medical College and Hospital

Description	Rate	Net Block	Additions			Deletions			Depreciation			Net Block
		as on 31.03.2021	Block I	Block II	Total	Block I	Block II	Total	Block I	Block II	Total	as on 31.03.2022
Building WIP	0%	30,475,988		67,003,990	67,003,990			-				97,479,978
Building	10%	706,429,373	85,000,000	312,481,588	397,481,588			-	79,142,937	15,624,079	94,767,017	1,009,143,944
Computer	40%	2,663,313		1,142,494	1,142,494			-	1,065,325	228,499	1,293,824	2,511,983
Electrical & Fitting	10%	16,773	2,155,143	46,468,200	48,623,343			-	217,192	2,323,410	2,540,602	46,099,515
Furniture & Fixtures	10%	20,645,210	4,082,636	17,654,388	21,737,024	5,438		5,438	2,472,241	882,719	3,354,960	39,021,836
Lab Equipments	15%	11,196,710	10,742,302	27,816,045	38,558,347			-	3,290,852	2,086,203	5,377,055	44,378,002
Library Books	40%	4,726,866			-			-	1,890,746		1,890,746	2,836,119
Printer	40%	73,600	127,745	207,918	335,663			-	80,538	41,584	122,122	287,141
Refrigerator	15%	110,630			-			-	16,595		16,595	94,036
Generator	15%	1,369,833		1,504,500	1,504,500			-	205,475	112,838	318,312	2,556,020
Medical Equipments	40%	56,933,828	240,000	28,780,248	29,020,248			-	22,869,531	5,756,050	28,625,581	57,328,495
Freezer	15%	529,773			-			-	79,466		79,466	450,307
Vehicles	15%		850,000	1,550,099	2,400,099			-	127,500	116,257	243,757	2,156,342
Plant and Machinery	15%		4,845,333	15,221,606	20,066,939			-	726,800	1,141,620	1,868,420	18,198,519
Total		835,171,896	108,043,159	519,831,076	627,874,235	5,438	-	5,438	112,185,197	28,313,260	140,498,457	1,322,542,236



Schedule E

Block I Between 01.04.2021 - 30.09.2021
 Block II Between 01.10.2021 - 31.03.2022

Depreciation Schedule for Vel's Academy of Maritime Education & Training

Description	Rate	Net Block as on 31.03.2021	Additions			Deletions			Depreciation			Net Block as on 31.03.2022
			Block I	Block II	Total	Block I	Block II	Total	Block I	Block II	Total	
Land	0%	8,751,121	-	-	-	-	-	-	-	-	-	8,751,121
Land Development	0%	500,000	-	-	-	-	-	-	-	-	-	500,000
Airconditioner	15%	317,036	-	-	-	-	-	-	47,555	-	47,555	269,481
Audio system	15%	5,146	-	-	-	-	-	-	772	-	772	4,374
Building WIP	0%	37,579,381	-	-	-	-	-	-	-	-	-	37,579,381
Building	10%	86,404,377	-	-	-	-	-	-	8,640,438	-	8,640,438	77,763,940
Building-Main Building	0%	2,714,277	-	-	-	-	-	-	-	-	-	2,714,277
Building-Work Shop	0%	2,367,952	-	-	-	-	-	-	-	-	-	2,367,952
Building-New Hostels	10%	7,700,607	-	-	-	-	-	-	770,061	-	770,061	6,930,546
Car	15%	1,213,890	-	-	-	-	-	-	182,084	-	182,084	1,031,807
Cash Counting Machine	15%	28,937	-	-	-	-	-	-	4,341	-	4,341	24,597
CCTV Camera	15%	2,745	-	-	-	-	-	-	412	-	412	2,333
Computer	40%	200,358	-	-	-	-	-	-	80,143	-	80,143	120,215
Electrical & Fitting	10%	1,810,205	-	-	-	-	-	-	181,021	-	181,021	1,629,185
mono Pumpset	10%	9,957	-	-	-	-	-	-	996	-	996	8,961
Celling fan	10%	308,916	-	-	-	-	-	-	30,892	-	30,892	278,025
Furniture & Fixtures	10%	6,777,124	-	364,620	364,620	-	-	-	677,712	18,231	695,943	6,445,801
Hostel Equipments	15%	385,059	-	-	-	-	-	-	57,759	-	57,759	327,300
Kitchen Equipments	15%	819,353	-	-	-	-	-	-	122,903	-	122,903	696,450
Lab Equipments	15%	892,112	-	14,000	14,000	-	-	-	133,817	1,050	134,867	771,245
Library Books	40%	1,988	-	-	-	-	-	-	795	-	795	1,193
Office Equipments	15%	475,626	-	-	-	-	-	-	71,344	-	71,344	404,282
Overhead Projector	15%	148,181	-	-	-	-	-	-	22,227	-	22,227	125,954
Printer	40%	425	-	-	-	-	-	-	170	-	170	255
Refrigerator	15%	17,266	-	-	-	-	-	-	2,590	-	2,590	14,676
Ship In Campus	15%	3,852,972	-	-	-	-	-	-	577,946	-	577,946	3,275,026
Software	40%	17	-	-	-	-	-	-	7	-	7	10
Sports Material	15%	370,435	-	110,425	110,425	-	-	-	55,565	8,282	63,847	417,013
Swaraj Mazda Van	15%	117,463	-	-	-	-	-	-	17,619	-	17,619	99,844
T V Stabilizer	15%	8,861	-	-	-	-	-	-	1,329	-	1,329	7,532
Teaching Aids	15%	43,792	-	-	-	-	-	-	6,569	-	6,569	37,223
Telephone Equipments	15%	741	-	22,789	22,789	-	-	-	111	1,709	1,820	21,710
Musical Equipments	15%	19,062	-	-	-	-	-	-	2,859	-	2,859	16,202
UPS	40%	5,757	-	-	-	-	-	-	2,303	-	2,303	3,454
WaterCooler & Purifier	15%	101,990	-	-	-	-	-	-	15,298	-	15,298	86,691
Work Shop Equipments	15%	477,786	-	-	-	-	-	-	71,668	-	71,668	406,118
Tempo Travellor	15%	183,232	-	-	-	-	-	-	27,485	-	27,485	155,747
Lift	15%	96,943	-	-	-	-	-	-	14,541	-	14,541	82,401
Plant & Machinery	15%	1,596,610	-	-	-	-	-	-	239,492	-	239,492	1,357,119
Air Compressor	15%	54,430	-	-	-	-	-	-	8,164	-	8,164	46,265
Borewell	0%	134,248	-	-	-	-	-	-	-	-	-	134,248
Washing Machine	15%	5,492	-	-	-	-	-	-	824	-	824	4,668
Total		166,501,871	-	511,834	511,834	-	-	-	12,069,811	29,272	12,099,083	154,914,622



Depreciation Schedule for Vels College of Physiotherapy

Description	Rate	Net Block	Additions			Deletions			Depreciation			Net Block
		as on 31.03.2021	Block I	Block II	Total	Block I	Block II	Total	Block I	Block II	Total	as on 31.03.2022
		-			-			-			-	-
Air Conditioner	15%	84,099	-	-	-				12,615	-	12,615	71,484
Office Equipment	15%	45,994	-	-	-			-	6,899	-	6,899	39,095
Lab Equipment	15%	41,443	-	-	-	1,750		1,750	5,954	-	5,954	33,739
Medical Equipment	15%	188,576	-	-	-			-	28,286	-	28,286	160,289
UPS	40%	11	-	-	-			-	5	-	5	7
computer	40%	39,741	-	-	-			-	15,896	-	15,896	23,844
Library Books	40%	1,263	-	-	-			-	505	-	505	758
Furniture	10%	1,358,950	-	-	-			-	135,895	-	135,895	1,223,055
Fan	10%	30,994	-	-	-			-	3,099	-	3,099	27,894
Total		1,791,071	-	-	-	1,750	-	1,750	209,155	-	209,155	1,580,167



Vels Nursing College

Description	Rate	Net Block	Additions			Deletions			Depreciation			Net Block
		as on 31.03.2021	Block I	Block II	Total	Block I	Block II	Total	Block I	Block II	Total	as on 31.03.2022
					-			-	-	-	-	-
Air Conditioner	15%	-	127,000	-	127,000				19,050	-	19,050	107,950
Television	15%		-	28,000	28,000			-	-	2,100	2,100	25,900
Projector	15%		30,400	-	30,400			-	4,560	-	4,560	25,840
Printer	40%		13,216	-	13,216			-	5,286	-	5,286	7,930
computer	40%		23,500		23,500			-	9,400	-	9,400	14,100
Total		-	194,116	28,000	222,116	-	-	-	38,296	2,100	40,396	181,720

