


**Annual Audited
Statements of accounts
2022-2023**

VELS INSTITUTE OF SCIENCE TECHNOLOGY & ADVANCED STUDIES(VISTAS)		
PV Vaithyalingam Road, Pallavaram , Chennai-600117		
BALANCE SHEET		
As at 31/03/2023		
Particulars	Sch.	VISTAS Rs.
I. Sources of Funds		
(1) Capital fund	A	479,395,265
(2) Loan funds:		-
(a) Secured loans	B	2,164,085,934
(b) Unsecured loans	C	4,974,772
(3) Revenue Fund	D	2,805,469,198
		-
TOTAL		5,453,925,169
II. Application of Funds		
(1) Fixed assets:-	E	
(a) Opening		2,308,264,905
(b) Additions		643,342,672
(c) Reversals / Deletions		12,155,611
(d) Total		2,939,451,966
(e) Depreciation	E	249,180,434
		2,690,271,531
(2) Current Assets, Loans and Advances:		
(a) Loans and Advances	F	2,365,252,504
(b) Deposits	H	371,803,039
(c) Sundry Debtors	G	234,655,238
(d) Cash and Bank Balances	I	341,750,202
		-
Total Current Assets (A)		3,313,460,984
Less:		
Current Liabilities and Provisions:		
Current Liabilities	J	198,190,684
		-
(B)		198,190,684
Net current assets:(A)-(B)		3,115,270,300
Branch & Divisions		(351,616,662)
TOTAL		5,453,925,169



[Handwritten Signature]

For VAIRAV & ASSOCIATES
Chartered Accountants

[Handwritten Signature]
(N. JAI V VAIRAV)
Proprietor




VELS INSTITUTE OF SCIENCE TECHNOLOGY & ADVANCED STUDIES(VISTAS)

PV Vaithyalingam Road, Pallavaram , Chennai-600117

Income & Expenditure Account

for the period ended 31-03-2023

Particulars	Sch.	VISTAS
		Rs.
INCOME		
Fee Income		2,190,735,923
Other income	K	142,318,927
TOTAL		2,333,054,850
EXPENDITURE		
Administrative & Other Expenses	L	1,528,733,249
Depreciation and Amortization Expenses	E	249,180,434
Interest/Finance charges	M	210,141,101
		1,988,054,784
Excess of Income Over Expenses		
<i>carried to Balancesheet</i>		345,000,066



[Handwritten signature]

**For VAIRAV & ASSOCIATES
Chartered Accountants**

[Handwritten signature]
**(VAIRAV V VAIRAV)
Proprietor
M.No.236495**




VELS INSTITUTE OF SCIENCE TECHNOLOGY & ADVANCED STUDIES(VISTAS)	
Schedule to Balance Sheet Items	
Particulars	As at 31.03.2023
	VISTAS Rs.
Schedule-A : Capital Fund	
Balance as on 01.04.2022	479,395,265
Corpus Donation Received During the Year	-
TOTAL	479,395,265
Schedule- B : Secured Loans	
Cosmos loan Ac no 1268012728-General	175,162,191
Cosmos Bank - Overdraft 1267511855	300,844,840
Vehicle Loans Axis	23,056,358
Loan against FD -BOB	58,486,953
Cosmos loan against FD	172,312,618
Indusind Loan Ac no 510003501973	200,000,000
Indusind Loan Ac no- 510003501058	398,600,000
Axis Loan Ac 921060057706205 Construction	330,520,085
Axis Loan - 921060057706218	128,000,000
Axis Loan 922060050890612	27,971,716
Axis Loan Ac 922060050890641	17,200,000
Axis Loan Ac 922060050890638	153,300,000
Axis Loan 923060049875267	150,000,000
Axis Bank OD - Madipakkam 921030053046627	28,631,173
TOTAL	2,164,085,934
Schedule- C : Unsecured Loans	
Vetri Educational Trust	4,974,772
TOTAL	4,974,772
Schedule - D : Revenue Fund	
Balance as on 01.04.2022	2,460,469,133
	-
Current Year Excess of Income Over Expenses Transferred from Income & Exp	345,000,065
	-
TOTAL	2,805,469,198



[Handwritten signature]



Particulars	VISTAS
Schedule- F : Loans and Advances	
Salary Advance	6,856,336
Rent Advance	124,799,480
Indira Educational Trust	13,200,000
Vaels Educational Trust	266,188,396
Sri Balaji Charitable Educational Trust	125,000,000
BMMT Institute of Education	1,538,714,820
Mahavir Institute of Medical Sciences	128,980,167
Income Tax Paid for AY's 2008-09, 2011-12 & 2014-15	12,779,639
Advance for property	125,070,000
Advance for Expenses Non Teaching	6,020,777
Advance for Expenses Teaching	4,556,448
Employee Contribution PF	71,987
Employee Contribution ESI	3,044
Advance to SHG for projects (V Fund)	525,000
TDS - Receivable	328,080
Tds Received - 2012-13	1,073,551
TDS Received 2013-14	1,518,119
TDS Received 2015-16	2,006,594
TCS Receivable 2016-17	57,866
Tds receivable 14-15 Vinayaka	466,639
Tds receivable 13-14 vinayaka	42,535
Tds Received 2018-19 vinayaka	78,192
Tds Receivable 19-20	2,336,055
TCS Receivable 19-20	201,506
TDS receivable 20-21	18,289
TDS Received 22-23	2,479,162
Tds Receivable 21-22	138,559
TCS Receivable 22-23	210,112
Hinduja Finance TDS receivable	1,011,731
Scholarship Receivable Rating Students	519,420
TOTAL	2,365,252,504
Schedule G : Sundry Debtors	
Creditors having Debit Balance- Capital Expenditure	45,666,334
Advances to Suppliers	188,988,904
TOTAL	234,655,238



Particulars	VISTAS
	Rs.
Schedule- H : Deposits	
FD - BOB - 106344-08140300012152	1,297,851
FD - BOB - 698243-08140300013722	5,900,000
FD - BOB - 698244-08140300013723	6,600,000
FD - BOB - 08140300003/23820	50,000,000
FD - COSMOS No 0681502012759	50,000,000
FD Cosmos 0681502012795	50,000,000
Fd Cosmos 0682001064248 /11.05.15	2,336,897
FD cosmos 0682001064266 / 11.05.15	1,667,604
FD cosmos 0682001064257 /11.05.15	1,667,607
Bob Joint FD no. 08140300031099/12.05.16	754,518
Bob Joint Fd 08140300031100/12.05.16	1,056,320
Bob joint Fd no. 08140300031101/12.05.16	754,518
Bob joint FD no. 08140300031102/12.05.16	1,056,318
Cosmos FD No 06828280555 cosmos	2,500,000
Cosmos FD New Ac no 1262001011909	115,166
FD Cosmos 0681502014793	50,000,000
Cosmos FD Ac no- 126200106552	1,216,838
Cosmos Fd New Ac no- 126200106545	36,505,204
Fixed Deposit Cosmos Ac no 0682830046	2,000,000
FD No 0682001070151	2,274,814
FD Ac No 0682001070179 Medical	1,132,860
Long Term Deposit cosmos 1262831055	10,000,000
Axis New FD 921040080981635	18,492,704
FD Ac no 1262001012351	2,162,990
FD Ac no 1262001012360	8,111,207
FD No 1262001012379	8,052,911
FD Cosmos 1262832073	5,000,000
FD Ac 0681202015376	2,908,000
FD Ac 0681502015385	2,908,000
FD Cosmos 1262001013235	105,000
FD Cosmos Ac no LTSB 1272833028	3,000,000
FD BOB 08140300017041 TTE vinayaka	2,163,934
FD Bob 08140300013987(L) vinayaka	2,420,306
FD cosmos bank 0682001064327 Vinayaka	1,339,120
FD cosmos bank 0682001064318 vinayaka	2,016,192
Fd Cosmos 0682001068703	767,099
Fd Cosmos 0682001068730	767,100
Fd Cosmos 0682001068712	767,100
Fd Cosmos 0682001068721	767,099
Deposit - KTD 01/20070588	-
FD-BOB Ac no- 08140300045101	107,490
FD-BOB-19690300005918	-
FD - Cosmos Bank	-
FD - BOB	-
FD - BOB	-
Indusind Bank FD	20,000,000
Electricity Deposit	4,212,416
Deposit with ABRB Academy	6,000,000
Deposit LPG Gas/Cylinder	192,585
Deposit Bar Council of India	300,000
Deposit with Shobha Agencies- Petrol/Diesel	200,000



Telephone Deposit	7,050
Interest Accrued on FD (Vinayaka)	198,221
Accrued Interest on FD-AB	-
Security Deposit -Dr.MGR College (AB)	-
University Security deposit (BOB)	-
TOTAL	371,803,039



Particulars	VISTAS
	-
Schedule- I : Cash and Bank Balances	-
Cash in hand	-
Cash in hand	6,596,157
Cash at Scheduled Banks	-
Bank Axis 911010014364240	62,821,762
Bank BOB - 08140100011870- Activites Nss Spl Camp	99,702
Bank BOB - 08140100011871 Nss - Corpus Fund	1,341
Bank BOB - 08140100011872 Nss Prog. Co-Or Regular	1,191,685
Bank BoB (08140200000429)	3,010,432
Bank BOB - 08140400000132	1,712
AXIS BK - 083010100395342	72,953
THE COSMOS CO-OPERATIVE BANK LTD - 068050105500	595,696
indusind bank 100193636359	202,228,852
Canara Bank -0910101054849	565,060
Bank Cosmos VISTT 0680501017356	1,417,000
Vistas - refresher - 916010063706414	194,605
EQUITAS SMALL BANK-100001783985	30,289,753
ICICI New A/c 868	1,778,794
EQUITAS SMALL BANK-200000318680	(500,000)
BOB - 1352-08140200000276	275,669
The cosmos co-operative Bank Ltd - 068050105517	211,192
Equitas Ac no 100005699435	1,014,955
Axis Bank - 921020055526230- Madipakkam	4,943,064
Axis Bank : 921010041493572	1,314,632
Axis Bank current Ac 921020055629173	152,473
AXIS BANK 922010001575213	1,594,062
Axis Bank - 537902	126,595
Axis Vistas Trust A/c- 911010015611213	6,409,748
Bank of Baroda - 270	11,812
ICICI BANK - 103905001613	96,275
ICICI C A/c.No.000101229526	9,998
Equitas Bank a/c No:100011500116	76,873
AXIS A/C 921020058373794	171,003
Axis Vistas Trust A/c- 911010015600763	898
Axis Physio - 922010058295131	13,723,162
Axis Bank 922010060828598- Project	1,252,287
TOTAL	341,750,202
Particulars	VISTAS
	Rs.
Schedule- J : Current Liabilities and Provisions	
Current Liabilities	-
Sundry Creditors for Capital expenditure	6,221,632
Creditors - Capital expenditure	22,382,405
Deposit Payable	4,936,205
Deposit -Hostel	14,334,325
Vels Education Society	30,000,000
Vel Ganesh Educational Trust	50,000,000
Caution deposit	28,731,003



Term fees refundable	5,313,554
Grants for Research Projects	5,001,970
Professional Tax payable	4,303,616
ESI Payable	376
PF & other payables	351,568
Credits in Banks - Student details awaited from Bank	14,821,462
Other Current Liabilities	3,753,775
GST Payable	1,326,025
TDS-Advt	269
TDS -Consultancy	1,598,063
TDS - Transport	6,651
TDS - Canteen	1,702
TDS Salary	3,798,620
TDS-Rent	597,050
TDS-Professionals	(3,500)
TDS Other Contractors	713,913
TOTAL	198,190,684

* 70



VELS INSTITUTE OF SCIENCE TECHNOLOGY & ADVANCED STUDIES(VISTAS)	
Schedule to Income & Expenditure Items	
As at 31.03.2023	
Schedule -L: Administrative and Other Expenses	
	VISTAS
	Rs.
Academic Expenses	59,583,951
Administrative Expenses	57,010,940
Advt & Publicity, Developmental exp	257,691,926
Affiliation & Registration Exp	5,576,345
Communication Expenses	4,916,869
Conference, workshop, Seminar & Function Exp	9,786,818
Consultancy Charges	84,552,917
Consumables Exp	11,725,721
Electricity Charges	24,847,560
Examination Exp	9,113,032
Funding for Research	7,945,000
Hostel & Mess expenses	89,303,989
Insurance	5,591,491
Note Book & instruments Exp	2,667,688
Other expenses	7,880,191
Personnel Expenses - Direct	504,558,614
Personnel Expenses - Indirect	138,614,761
Printing and Stationery	16,061,548
Rent	81,407,382
Repairs & Maintenance	113,853,201
Seed Grant	8,506,270
Sports Exp	318,528
Transportation, fuel & Travelling Expenses & Conveyance	24,163,606
Uniform expenses	3,054,902
	1,528,733,249
	VISTAS
Schedule-M : Interest/Finance charges	
	-
Bank Charges	3,829,906
Interest on TDS	1,000
Interest on Loan on FD	8,454,408
Interest On OD	24,179,411
Interest on Term Loans	150,228,113
Interest on Vehicle Loans	1,304,699
Processing Fees	22,143,564
	210,141,101
Schedule -K : Other Income	
Central Laboratory Income	-
Consultancy & Project Receipts	6,145,350
Donation Received	100,000,000
Hospital /Pharmacy Receipts/Patients Income	5,618,025
Interest Received on EB Deposit	42,989
Interest Received on FDs	22,284,065
Interest Received on SB	3,470,361
Miscellaneous Income	4,758,137
	142,318,927



Schedule E
Block I
Block II

Description	Net Block as on 31.03.2022		Additions		Deletions		Depreciation		Net Block as on 31.03.2023
	Block I	Block II	Block I	Block II	Block I	Block II	Block I	Block II	
Building	1,395,286,563	204,461,731	204,461,731	204,461,731	-	-	139,528,656	10,223,087	1,449,996,551.31
Building WIP	150,281,906	227,133,666	227,133,666	227,133,666	-	10,140,318	-	-	367,275,254.00
Furniture & Fixtures	88,634,037	13,320,002	15,552,065	28,872,867	-	1,246,929	10,195,485	715,613	105,348,877.66
Land	314,987,998	7,500,000	7,500,000	7,500,000	-	-	-	-	322,487,998.00
Library Books	34,944,516	631,353	1,733,827	2,365,180	-	-	5,336,300	260,074	31,713,241.60
Plant & Machinery	270,441,012	26,761,348	100,574,980	127,336,328	21,008	537,428	57,287,123	7,372,778	64,659,902
Vehicles	36,576,480	3,627,609	32,026,180	35,653,789	175,000	-	6,004,363	2,401,963	63,648,942.62
Computer	17,112,393	5,065,588	4,953,523	10,019,111	-	34,928	8,071,193	983,720	17,241,664.02
	2,308,264,905	49,406,700	593,935,972	643,342,672	196,008	11,959,603	227,223,200	21,957,235	2,690,271,531

