

VELS INSTITUTE OF SCIENCE TECHNOLOGY & ADVANCED STUDIES (VISTAS)

PV Vaithyalingam Road, Pallavaram , Chennai-600117

BALANCE SHEET

As at 31/03/2022

Particulars	Sch.	VISTAS Rs.
I. Sources of Funds		
(1) Capital fund	A	479,395,265
(2) Loan funds:		-
(a) Secured loans	B	1,969,427,298
(b) Unsecured loans	C	140,475,692
(3) Revenue Fund	D	2,460,469,130
		-
TOTAL		5,049,767,385
II. Application of Funds		
(1) Fixed assets:-	E	
(a) Opening		1,827,291,210
(b) Additions		703,874,151
(c) Reversals / Deletions		1,871,936
(d) Total		2,529,293,425
(e) Depreciation	E	221,028,519
		2,308,264,906
(2) Current Assets, Loans and Advances:		
(a) Loans and Advances	F	2,437,236,123
(b) Deposits	H	341,743,711
(c) Sundry Debtors	G	194,848,413
(d) Cash and Bank Balances	I	177,114,452
		-
Total Current Assets (A)		3,150,942,699
Less:		
Current Liabilities and Provisions:		
Current Liabilities	J	116,351,769
		-
(B)		116,351,769
Net current assets:(A)-(B)		3,034,590,930
Branch & Divisions		(293,088,448)
TOTAL		5,049,767,386

For Vels Institute of Science, Technology
and Advanced Studies

Velan Nagar,
P.V.V.Road,
P.O. Pallavaram,
Chennai-600117

Dr. Ishan K. Ganesh
Managing Trustee

For Vairav & Associates
Chartered AccountantsT. Jai V. Vairav
M.No 236495

VELS INSTITUTE OF SCIENCE TECHNOLOGY & ADVANCED STUDIES (VISTAS)


PV Vaithyalingam Road, Pallavaram , Chennai-600117

Income & Expenditure Account

for the period ended 31-03-2022

Particulars	Sch.	VISTAS
		Rs.
INCOME		
Fee Income		1,459,775,780
Other income	K	29,016,393
TOTAL		1,488,792,173
EXPENDITURE		
Administrative & Other Expenses	L	930,241,788
Depreciation and Amortization Expenses	E	221,028,519
Interest/Finance charges	M	166,286,744
		1,317,557,051
Excess of Income Over Expenses		
<i>carried to Balancesheet</i>		171,235,122


For Vels Institute of Science, Technology
and Advanced Studies



Dr. Ishari K. Ganesh
Managing Trustee



For Vairav & Associates
Chartered Accountants



Jai V Vairav
M No 236495



Vels Institute of Science Technology And Advanced Studies (VISTAS)	
Schedule to Balance Sheet Items	
Particulars	As at 31.03.2022
	VISTAS
Schedule-A : Capital Fund	Rs.
Balance as on 01.04.2021	479,395,265
Corpus Donation Received During the Year	
TOTAL	
Schedule- B : Secured Loans	
Cosmos loan - 12680180107 - Medical	24,200,000
Cosmos loan Ac no 1268012728-General	227,650,531
Cosmos Bank - Overdraft 1267511855	286,939,247
Vehicle Loans	2,692,088
Loan against FD -BOB	56,202,529
Hinduja Leyland Finance LAP	145,026,131
Cosmos loan against FD	171,071,986
Cosmos loan medical college - 1268010028	456,773,405
Axis Loan Ac 921060057706205 Construction	300,020,085
Axis Loan - 921060057706218	80,000,000
Cosmos Medical Loan Ac no- 1268010073	164,343,441
Cosmos Loan Medical College 1268018073	34,971,716
Axis Bank OD - Madipakkam 921030053046627	19,536,139
TOTAL	1,969,427,298
Schedule- C : Unsecured Loans	
Vetri Educational Trust	140,475,692
TOTAL	140,475,692
Schedule - D : Revenue Fund	
Balance as on 01.04.2021	2,289,234,010
	-
Current Year Excess of Income Over Expenses Transferred from Income & Expenditure A/c	171,235,120
TOTAL	2,460,469,130



[Handwritten signature in blue ink]



Particulars	VISTAS
Schedule- F : Loans and Advances	
Salary Advance	8,532,393
Rent Advance	93,550,000
Indira Educational Trust	6,200,000
Vaels Educational Trust	407,314,937
Vari Educational Trust	4,200,000
Sri Balaji Charitable Educational Trust	50,000,000
BMMT Institute of Education	1,438,214,820
Vels Education Society	30,898,627
Mahavir Institute of Medical Sciences	248,980,167
Income Tax Paid for 2008-09, 2011-12 & 2014-15	12,779,639
Advance for property	107,370,000
Advance for Expenses Non Teaching	9,971,982
Advance for Expenses Teaching	1,262,375
Employee Contribution PF	37,769
Employee Contribution ESI	20,925
Covid-19 Fund	4,512,761
Advance to SHG for projects	380,000
TDS - Receivable	1,145,253
Tds Received - 2012-13	256,690
TDS Received 2013-14	1,518,119
TDS Received 2015-16	2,006,594
TCS Receivable 2016-17	28,933
Tds receivable 14-15 Vinayaka	466,639
Tds receivable 13-14 vinayaka	42,535
Tds Received 2018-19 vinayaka	78,192
Tds Receivable 19-20	2,336,055
TCS Receivable 19-20	201,506
TDS receivable 20-21	1,411,130
TDS received 20-21	26,104
TDS Received 21-22	4,509
TCS Receivable 20-21	18,289
TDS Received 22-23	138,559
Tds Receivable 21-22	1,861,468
TCS received 21-22	745
Hinduja Finance TDS receivable	948,988
Scholarship Receivable Rating Students	519,420
TOTAL	2,437,236,123
Schedule G : Sundry Debtors	
Advances to Suppliers	194,848,413
TOTAL	194,848,413



[Handwritten signature]




Particulars	VISTAS
	Rs.
Schedule- H : Deposits	
FD - BOB - 106344-08140300012152	1,237,543
FD - BOB - 698243-08140300013722	5,900,000
FD - BOB - 698244-08140300013723	6,600,000
FD - BOB - 08140300003/23820	50,000,000
FD - COSMOS No 0681502012759	50,000,000
FD Cosmos 0681502012795	50,000,000
Fd Cosmos 0682001064248 /11.05.15	2,226,916
FD cosmos 0682001064266 / 11.05.15	1,589,121
FD cosmos 0682001064257 /11.05.15	1,589,122
Bob Joint FD no. 08140300031099/12.05.16	721,558
Bob Joint Fd 08140300031100/12.05.16	1,010,177
Bob joint Fd no. 08140300031101/12.05.16	721,559
Bob joint FD no. 08140300031102/12.05.16	1,010,176
Cosmos FD No 06828280555 cosmos	2,500,000
Cosmos FD New Ac no 1262001011909	110,008
FD Cosmos 0681502014793	50,000,000
Cosmos FD Ac no- 126200106552	1,158,898
Cosmos Fd New Ac no- 126200106545	34,766,970
Fixed Deposit Cosmos Ac no 0682830046	2,000,000
FD No 0682001070151	2,159,607
FD Ac No 0682001070179 Medical	1,075,488
Long Term Deposit cosmos 1262831055	10,000,000
Axis New FD 921040080981635	17,620,613
FD Ac no 1262001012351	2,053,445
FD Ac no 1262001012360	7,700,418
FD No 1262001012379	7,672,595
FD Cosmos 1262832073	5,000,000
FD Ac 0681202015376	2,908,000
FD Ac 0681502015385	2,908,000
FD BOB 08140300017041 TTE vinayaka	1,974,894
FD Bob 08140300013987(L) vinayaka	2,214,345
FD cosmos bank 0682001064327 Vinayaka	1,276,987
FD cosmos bank 0682001064318 vinayaka	1,915,474
Fd Cosmos 0682001068703	725,981
Fd Cosmos 0682001068730	725,984
Fd Cosmos 0682001068712	725,984
Fd Cosmos 0682001068721	725,981
Electricity Deposit	626,750
Deposit with ABRB Academy	6,000,000
Deposit LPG Gas/Cylinder	61,500
Deposit Bar Council of India	300,000
Electricity Deposit (Vinayaka)	2,222,567
Telephone Deposit	7,050
TOTAL	341,743,711




[Handwritten signature]



Particulars	
Schedule- I : Cash and Bank Balances	
Cash in hand	
Cash in hand	3,435,313
Cash at Scheduled Banks	-
Bank Axis 911010014364240	17,485,171
Bank BOB - 08140100011870- Activites Nss Spl Camp	99,702
Bank BOB - 08140100011871 Nss - Corpus Fund	1,341
Bank BOB - 08140100011872 Nss Prog. Co-Or Regular	1,016,969
Bank BoB (08140200000429)	754,006
Bank BOB - 08140400000132	1,122
AXIS BK - 083010100395342	70,805
THE COSMOS CO-OPERATIVE BANK LTD - 068050105500	4,581,027
indusind bank	25,000
THE COSMOS CO-OPERATIVE BANK LTD -06860010170	237,661
Canara Bank -0910101054849	543,455
Bank Cosmos VISTT 0680501017356	1,378,693
Axis Bank Ac no-916010017612367	1,437,963
Vistas - refresher - 916010063706414	188,874
EQUITAS SMALL BANK-100001783985	42,719,592
ICICI New A/c 868	5,740,235
EQUITAS SMALL BANK-200000318680	(500,000)
BOB - 1352-08140200000276	262,245
The cosmos co-operative Bank Ltd - 068050105517	8,077,815
Equitas Ac no 100005699435	107,111
921020055526230-Axis Bank - Madipakkam	1,335,053
Axis Bank : 921010041493572	38,406,362
Axis Bank current Ac 921020055629173	41,223,404
Axis Vistas Trust A/c- 911010015600763	7,850
AXIS BANK 922010001575213	4,056,833
Axis Bank - 537902	126,595
Axis Vistas Trust A/c- 911010015611213	4,017,083
Bank of Baroda - 270	11,812
ICICI BANK - 103905001613	96,275
ICICI C A/c.No.000101229526	9,998
Equitas Bank a/c No:100011500116	109,087
AXIS A/C 921020058373794	50,000
TOTAL	177,114,452



Particulars	VISTAS
	Rs.
Schedule- J : Current Liabilities and Provisions	
Current Liabilities	
Sundry Creditors for Capital expenditure	32,627,023
Examiner Remuneration Bar Council Of India	10,855
Creditors - Sundaram Finance TDS	32,645
Deposit Payable	4,791,605
Deposit -Hostel	10,230,475
Upswing Adv Fees	91,297
Caution deposit Refundable	26,408,737
Hostel deposit	423,000
Caution Deposit-Staff	154,566
Term fees refundable	5,313,554
Grants for Research Projects	3,160,040
Professional Tax payable	1,383,887
ESI Payable	1,471
PF & other payables	234,043
Credits in Banks - Student details awaited from Bank	14,666,168
Other Current Liabilities	10,118,265
GST Payable	1,184,451
TDS-Advt	7,300
TDS -Consultancy	860,663
TDS Interest	133,610
TDS - Transport	4,148
TDS - Canteen	44,156
TDS Salary	2,934,983
TDS-Rent	568,800
TDS-Professionals	23,331
TDS -Security Salary	1,911
TDS Other Contractors	940,785
TOTAL	116,351,769



Schedule -L: Administrative and Other Expenses	Rs.
Academic Maintenance Expense	
Exp - Library Subscription	8,225,584
Exp- Laboratory Equipment maintenance	20,109,369
Exp -Scholarship to Students towards NPTEL, SWAYAM, MOOC's	70,000
Affiliation & Registration Exps	4,378,736
Guest Lecturers Expenses	28,783,368
Exp - R&M (Instruments)	18,120,195
Exp - R&M (Computers)	3,057,966
Exp - R & M (Printer)	450,360
Exp - Placement	1,195,039
Exp - Convocation	637,654
Other Academic Expenses	4,654,135
Exp - AICTE	1,020,000
Administrative Expenses	12,112,937
Property & drainage tax	7,155,726
Advt & Publicity	26,734,885
Development Expenses	13,050,000
Exp - Internet Line & Router Maintenance Expenses	3,385,655
Communication Expenses	1,253,708
Conference, workshop, Seminar & Function Exp	4,893,508
Consultancy Charges	35,279,395
Charges incurred relating to Consultancy Work	4,941,057
Consumables Exp	4,548,970
Electricity Charges	14,020,648
Examination Exp	6,807,063
Financial Support to Faculties for attending Seminar, Conference, Workshop, FDP etc	2,214,500
Hostel & Mess expenses	17,439,818
Hostel & Mess Maintenance Expenses	14,856,141
Insurance -Building & Vehicles	3,021,642
Insurance -Students	1,021,982
Note Book & instruments Exp	2,199,581
Other expenses	2,861,979
Personnel Expenses - Direct	384,060,469
Personnel Expenses - Indirect	80,552,495
Printing and Stationery	2,781,413
Rent	54,633,254
Repairs & Maintenance	114,533,968
E Governance - ERP Software AMC	708,000
Seed Grant	8,140,323
Sports Facility Maintenance	468,742
Transportation, Travelling & Conveyance Expenses	1,475,325
Exp Petrol	9,415,134
Uniform expenses	4,971,066
Total Admin Expenses	930,241,788



	VISTAS
	As at 31.03.2022
Schedule-M : Interest/Finance charges	VISTAS
	-
Bank Charges	4,396,881
Interest on Loan on FD	2,726,285
Interest On OD	19,509,567
Interest on Term Loan	128,537,011
Interest on Vehicle Loans	584,877
Proceesing Fees	10,532,123
	166,286,744
Schedule -K : Other Income	
Central Laboratory Income	1,267,131
Consultancy & Project Receipts	5,320,945
Hospital Receipts	116,850
Interest Received on EB Deposit	19,835
Interest Received on FDs	15,015,644
Interest Received on SB	5,812,805
Miscellaneous Income	1,463,182
	29,016,393



[Handwritten signature]



Depreciation E Schedule
FY 2021-2022

Description	Net Block as on 31.03.2021	Additions Total	Deletions Total	Depreciation Total	Net Block as on 31.03.2022
Building	594,716,125	65,955,583	-	135,519,392	525,152,316
	-	-	-	-	-
Building WIP	523,412,164	437,003,990	-	-	960,416,154
	-	-	-	-	-
Furniture & Fixtures	71,981,065	26,910,975	1,558,835	8,699,170	88,634,035
	-	-	-	-	-
Land	314,987,998	-	-	-	314,987,998
	-	-	-	-	-
Electrical Fittings	2,176,846	48,623,343	-	2,756,609	48,043,580
	-	-	-	-	-
Plant & Machinery	200,141,869	79,629,066	267,101	29,455,511	250,048,323
	-	-	-	-	-
Library	9,322,544	1,932,151	-	1,688,204	9,566,490
	-	-	-	-	-
Medical Equipments	56,933,828	29,020,248	-	28,625,581	57,328,495
	-	-	-	-	-
Vehicles	40,554,310	2,507,944	46,000	6,339,931	36,676,323
	-	-	-	-	-
Computer	13,064,462	12,290,851	-	7,944,123	17,411,191
	-	-	-	-	-
	1,827,291,210	703,874,151	1,871,936	221,028,519	2,308,264,906

